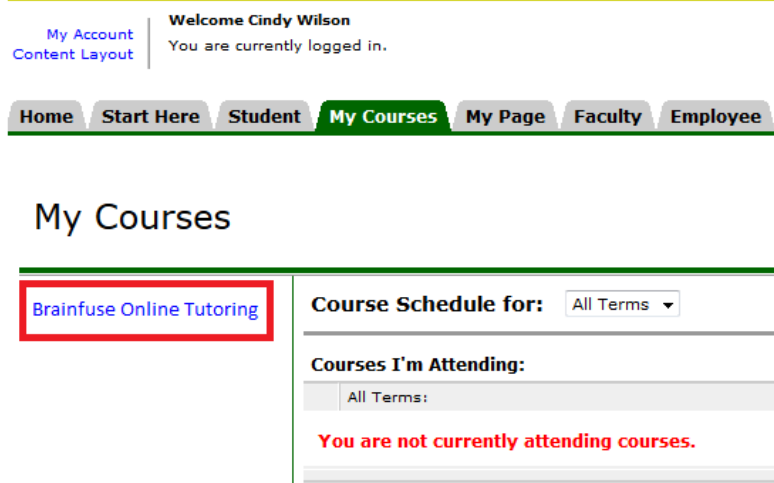
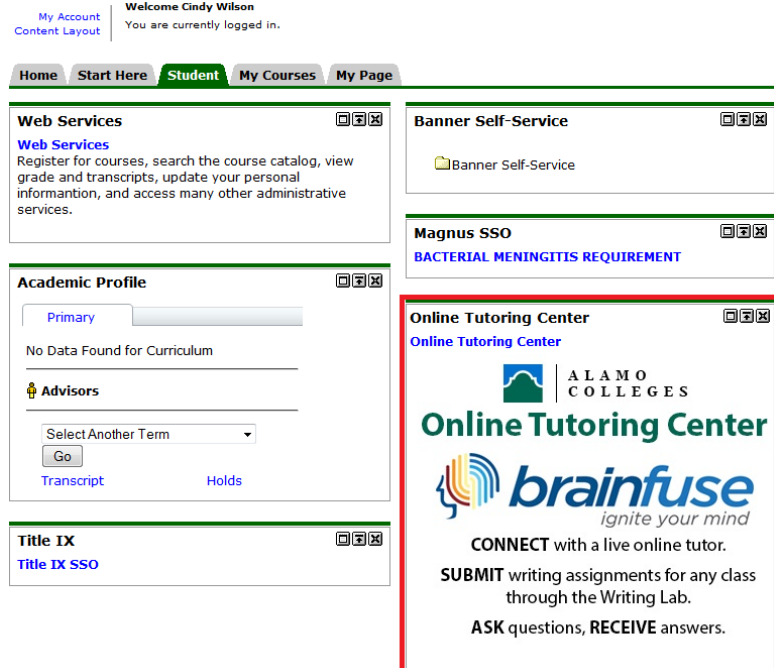
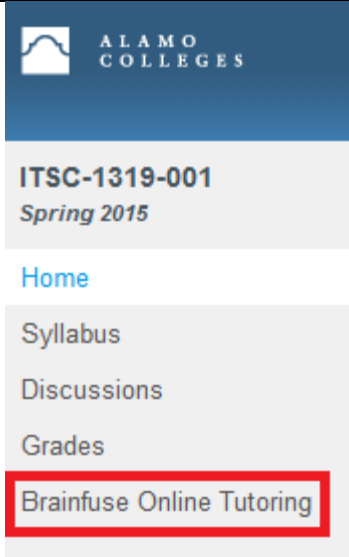


Student Access to Brainfuse Online Tutoring

Brainfuse is an online tutoring center that is accessible to all Alamo Colleges students starting Spring 2015. This service provides students the option of receiving online tutoring in several subjects. Brainfuse is accessible within a Canvas course, depending on how your instructor introduces Brainfuse Online Tutoring in the course. Below, you will find how to get started using this beneficial resource.

Access Within ACES	
<ol style="list-style-type: none"> 1. Login to ACES (https://aces.alamo.edu/) and click on the “My Courses” tab. 2. On the left, click on the “Brainfuse Online Tutoring” link. 	 <p>The screenshot shows the ACES user interface. At the top, it says 'Welcome Cindy Wilson' and 'You are currently logged in.' Below this is a navigation bar with tabs: Home, Start Here, Student, My Courses (selected), My Page, Faculty, and Employee. The main heading is 'My Courses'. On the left side, there is a link for 'Brainfuse Online Tutoring' which is highlighted with a red rectangular box. To the right of this link, there is a section for 'Course Schedule for:' with a dropdown menu set to 'All Terms'. Below that, it says 'Courses I'm Attending:' with another dropdown set to 'All Terms'. At the bottom of this section, it states 'You are not currently attending courses.'</p>
<ol style="list-style-type: none"> 3. OR – you can click on the “Student” tab and then on the Brainfuse logo in the middle column. 	 <p>The screenshot shows the ACES user interface with the 'Student' tab selected. The navigation bar includes Home, Start Here, Student (selected), My Courses, and My Page. The main content area is divided into several sections: 'Web Services' (with a link to 'Web Services'), 'Academic Profile' (with a 'Primary' tab and a message 'No Data Found for Curriculum'), 'Advisors' (with a dropdown menu and a 'Go' button), and 'Title IX' (with a link to 'Title IX SSO'). On the right side, there are links for 'Banner Self-Service' and 'Magnus SSO'. At the bottom right, there is a large section for the 'Online Tutoring Center' which is highlighted with a red rectangular box. This section includes the Alamo Colleges logo, the 'brainfuse' logo with the tagline 'ignite your mind', and text encouraging users to 'CONNECT with a live online tutor.', 'SUBMIT writing assignments for any class through the Writing Lab.', and 'ASK questions, RECEIVE answers.'</p>



Access Within Canvas	
<p>1. Inside your Canvas course, find “Brainfuse Online Tutoring” on the course navigation menu (on the left side) and click on it.</p>	
<p>2. If the “Brainfuse Online Tutoring” link is not available within the navigation menu, your instructor may have inserted it within a module.</p> <p>3. Click on “Modules” on the navigation menu.</p> <p>4. Locate the “Brainfuse Online Tutoring” link within a module to access and click on it.</p>	